

# REDEMPTION

Choreography: Janna Cressman, Tanya Price, Lillian Tarvudd, Michelle Renaud, Jared Bargen  
Song: Redemption  
Artist: Cory Alstad  
Biblical Reference: Romans 3:22-24; Ephesians 1:7; Colossians 1:14

Redemption is a six and a half-minute drama that portrays different sets of characters, and their interactions with Jesus in different scenarios. A set of four characters begin the drama with black scarves that represent sin, and with a series of harsh arm movements that represent the focus they have on themselves and their own needs. Jesus then enters into a time of ministry where he meets another set of characters in their own individual circumstances. He gives a woman living water, brings joy to someone who is weeping, heals a woman from sickness, and gives a deaf person the ability to hear. Another set of characters enter into a march of rebellion. They whip, crucify, and mock Jesus on the cross. After Jesus dies, the characters realize what they have done and lay their scarves on him in repentance. Jesus is raised from the dead and removes the scarves from his body, representing his payment for our sins and his removal of the shroud of death and the grave. He goes to each character and restores a relationship with them. Each character ends the drama in a pose of worship.

## CHARACTERS

Jesus: male  
Character 1 (C1): female  
Character 2 (C2): male or female  
Character 3 (C3): female  
Character 4 (C4): male or female

## PROPS/COSTUMES

4 black scarves                      1 white shirt

# OVERVIEW OF ALL MEASURES

(each measure is 4 beats)

Jo usp; @ characters awaken

Qbsu!2;!Esv n t! ' !Bs n !T f r v fod f t\*bl

)32! n f b t v s f t\*bl

- 2 Jesus and C1 turn to audience
- 15 Arm sequence
- 4 Characters reject Jesus

Qbsu!3;!Njojt usz!)25! n f b t v s f t\*bl

- Jesus presents himself
- 2 Jesus gives water to C1
- 2 Jesus comforts C4
- 2 Jesus heals C3
- 3 Jesus heals C2
- 5 Characters praise Jesus

Qbsu!4;!Nbsd i ! ' !Dsvdjgyjpo!)4 : ! n f b t v s f t\*bl

- 12 March
- 4 Accusation of Jesus
- 4 Jesus whipped
- 6 Jesus crucified
- 8 Jesus showcased on the cross

Qbsu!5;!S f t v s s f dujpo!)25! n f b t v s f t\*bl

- Characters drop scarves at the cross, except C3
- 4 Resurrection of Jesus
- 2 Jesus frees C1
- 2 Jesus frees C2
- 2 C3 gives scarf to Jesus
- 2 Jesus frees C4
- 1 Characters bow; freeze

## STAGE DIRECTIONS

backstage

upstage right	upstage	upstage left
stage right	<b>center stage</b>	stage left
downstage right	downstage	downstage left

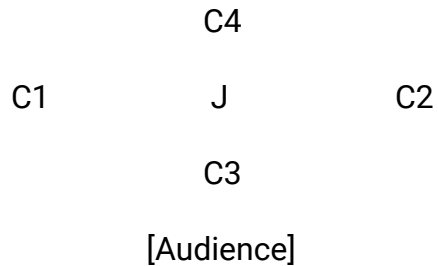
audience

# DETAILED DRAMA SCRIPT

Cfhjoojoh!Qp tjujpot;bl

All 4 characters form a diamond with Jesus in the centre. All are holding scarf in hand with end dangling.

- ?Zhj h: Crouch down on one knee, back to audience.
- 8&/ Stand to right of Jesus, back to audience. Arms bent at elbows. Scarf wrapped around left palm; hold other end of scarf in right hand.
- 8' / Stand to left of Jesus, facing audience; head turned to right. Right hand up in fist towards centre, left arm down at side. Hold scarf in right fist.
- 8(/ Kneel on one knee directly in front of Jesus, facing audience. Head down. Arms resting at sides, holding scarf in semi-circle on ground in front.
- 8) / Stand behind Jesus; facing Jesus but bent at waist, upper body leaning slightly to left. Arms crossed in front of face, hands in fists. Hold scarf in right fist.




S

⊃iǵł	?Zhj h	HXVǵ°8] Vǵ/Xi Zǵh
First piano sound	Frozen.	[C1] Wrap scarf around left palm twice and freeze in beginning position again.
Second piano sound		[C2] Move scarf to left hand and return right fist to its beginning position on music's crescendo.
Loud drum beat		[C3] Look up sharply.
"Tick, tick, tick"		[C3] Lift scarf around neck and return hands to sides, continuing to look forward.
Third piano sound		[C4] Put scarf in right pocket and return to beginning position.
E Vǵ°&°Ł &ł/ 9ǵ b h°fi°6ǵ h	?Zhj h	HXVǵ°8] Vǵ/Xi Zǵh
First "Ah-ah-ah-ah"	Stand and turn to left to face audience, motion with left hand.	[All] Frozen.
Second "Ah-ah-ah-ah"		[C1] Turn to left to face audience. Feet together.

6ǵ °HZfj ZcXZ°łdcZ°Vǵ °hZfj ZcXZ°ıd°dcZ°Yǵ b °hZfj ZcXZı/

- Drum Beat 1: No movement.
- Drum Beat 2: Lift left arm straight out from side; right hand in to right shoulder. Hands in fists. (1)
- Drum Beat 3: Bring left hand into left shoulder; bring right arm straight out from side. Hands in fists. (2)
- Drum Beat 4: Lift both arms up, elbows bent at 90°. Hands in fists. (3)
- Drum Beat 5: Bring both arms down, elbows bent at 90°. Hands in fists. (4)s



S


S

S

EVg °&Ł &ł	?Zhj h	HXVg[ °8] Vg/Xi Zgh
Drum Sequence 1	Sharply look at C1 and reach with right hand on beat 1.	[C1] Do arm sequence.
Drums pause		[C2] Come out of beginning position, look at audience. Feet together, arms at sides.
Drum Sequence 2	Sharply look at C2 and reach with left hand on beat 1.	[C2] and [C1] Do arm sequence.
Drums pause		[C3] and [C4] Come out of beginning position, stand to face audience. Feet together, arms at sides.
Drum Sequence 3	Sharply look at C3 and reach with right hand on beat 1.	[All] Do arm sequence (positions 1-4). End with position 1 on beat 6, freeze.
1 (measures begin)	Sharply look at C4 and reach with left hand on beat 1.	[All] Continue arm sequence on drum beat 2 with position 2.
2	Face audience; sharply lift right hand up to heaven on beat 1.	[All] Do arm sequence, starting on beat 1 with position 1.
3	Sweep hands out in front, palms up on beat 1. Look around at scarf characters.	[All] Sharply turn head to look at Jesus on beat 1 and freeze.
4	Cross hands in front of chest to make an 'x' on beat 1, hands in fists.	[All] Do arm sequence, starting on beat 1 with position 1.
5	Lower arms to sides and lower head on beat 1.	[All] Do arm sequence, starting on beat 1 with position 1.
6	On beat 1, sharply extend right arm out to right side, hand in fist (foreshadowing crucifixion). Look at hand.	Move to following position on beat 1 and freeze. [C1] Position 1. Turn head to right. [C2] Position 2. Turn head to left. [C3] Position 3. Lower head to look down. [C4] Position 4. Lift head to look up.

S

S

EVg °&°L &†	?Zhj h	HXVg °8] Vg/Xi Zgh
7	Same move with left hand on beat 1.	Move to following position on beat 1 and freeze. [C1] Position 2. Turn head to left. [C2] Position 3. Lower head to look down. [C3] Position 4. Lift head to look up. [C4] Position 1. Turn head to right.
8	Throw both hands up to heaven on beat 1.	Move to following position on beat 1 and freeze. [C1] Position 3. Lower head to look down. [C2] Position 4. Lift head to look up. [C3] Position 1. Turn head to right. [C4] Position 2. Turn head to left.
9	Fall to one knee on beat 1; head down. Arms down at sides.	Move to following position on beat 1 and freeze. [C1] Position 4. Lift head to look up. [C2] Position 1. Turn head to right. [C3] Position 2. Turn head to left. [C4] Position 3. Lower head to look down.
10	Sharply lift head on beat 1, look at audience.	[All] Take one step away from Jesus and reject him with right hand, palm towards him (C1 to back stage right corner, C4 to back left corner, C3 to front right corner, C2 to front left corner.
11	Stand on beat 1. Cross right foot over left on beat 4.	[All] Take another step away from Jesus on beat 1.
12	Turn to left on beat 1 so that back is to audience.	[All] On beat 1, take another step away from Jesus and reject him with both hands, palms facing him.
13	Step forward with right foot and lift right arm straight up on beat 1.	[All] Take last step to bring feet together, facing diagonally with back to Jesus. Head down. 

EVg " Ł&) t/ B Ć'high	?Zhj h	HXVg'8] Vg/Xi Zgh
Uncountable music	Bring right arm down to side. Turn to right to face audience and sweep hands out in front, palms up. Lower arms and head.	Frozen.
1 (Slow down counting to match music)	Look at C1 and reach right hand towards her on beats 1-2. Continue to face audience and reach left hand up to heaven on beats 3-4 while still holding out right hand.	[C1] Turn to left on beats 1-2. Step towards Jesus on beats 3-4 while holding out left hand as if begging for water. [C4] Take scarf out of pocket.
2	On beats 1-2, bring left hand down to meet right hand, slightly overlapping. "Pour" water into C1's hand on beats 3-4.	[C1] Kneel on right knee and lower head on beats 1-2, left hand still offered up. Lift head to look at Jesus on beats 3-4, smiling. [C4] Turn to left on beats 1-2. Walk toward centre stage on beats 3-4; weep using scarf as a rag.
3	Turn to left on beats 1-2 and notice C4 weeping. Reach out to C4 with compassion on beats 3-4.	[C1] Bring hand to heart on beats 1-2. Freeze, looking content. [C4] Continue to step towards Jesus and weep, wiping eyes with scarf on beats 1-4.
4	On beat 1, push C4's scarf down and away from face, showing healing. Smile at C4.	[C4] React with surprised smile when Jesus heals on beat 1, still holding onto the scarf. Continue reaction on beats 2-4; step back and put scarf back in pocket. [C3] Slowly turn around to left on beats 1-4, hugging stomach. Notice Jesus with desperation.
5	Turn upper body to notice C3 on beats 1-2. Kneel down by C3's head and brush C3's cheek with right hand on beats 3-4.	[C3] Fall at Jesus' feet on beat 1, reaching out to touch them. On beats 3-4, tentatively raise head to look at Jesus.

EVg' ƒ&) †	?Zhj h	HXVg' 8] Vg/Xi Zgh
6	Take both of C3's hands to help C3 stand on beats 1-4.	[C3] Take Jesus' hands and stand on beats 1-4. Take 2 steps back. [C2] Slowly turn to left and in a full circle on beats 1-4. Hands over ears, symbolizing deafness.
7	Walk towards C2 on beats 1-3. Stand behind C2, put hands over C2's hands on beat 4.	[C2] Kneel down on beat 1; hands over ears, completely distressed. Scarf still in left hand.
8	Lift hands off C2's ears in a big movement to show healing on beat 1. On beats 3-4, hold out left hand to C2.	[C2] Bring hands off ears in a big movement as Jesus heals on beat 1. Turn head to right to look at Jesus on beats 3-4.
9	Continue to hold left hand out on beats 1-2. Raise C2 by lifting left arm on beats 3-4.	[C2] Bring right knee up and turn towards Jesus on beats 1-2; motion towards Jesus with right hand. Stand on beats 3-4. [C1] Stand with C2 on beats 3-4.
10	Walk backwards, bringing hands into self, palms up, on beats 1-4.	[All] Walk back to stand in a semi-circle facing Jesus on beats 1-4.
11	Motion right arm outward, palm up on beats 1-2. Motion left arm out on beats 3-4.	[C1] Raise left arm on beat 1. [C3] Raise left arm on beat 2. [C2] Raise right arm on beat 3. [C4] Raise right arm on beat 4.
12	Bring left arm back into self on beats 1-2. Bring in right arm on beats 3-4.	[C4] Lower right arm on beat 1. [C2] Lower right arm on beat 2. [C3] Lower left arm on beat 3. [C1] Lower left arm on beat 4.
13	Lift arms up to heaven on beats 1-4.	[All] Kneel with head bowed on beats 1-2. Lift head on beat 3 to look up at Jesus.
14	Take 4 steps forward while lowering arms to sides on beats 1-4.	[All] Stand on beats 1-2. Step forward with right foot on beat 3; step with left foot on beat 4. Stop in following formation: C1 C2 C3 C4 J



EVg°(°) ' t/ B VgX] °fi 8g X↑mdc	?Zhj h	HXVg[°8] Vg/Xi Zgh
1 (Counting speeds up with music)	Turn head to left on beats 1-2, then to right on beats 3-4. Feet together.	[All] Lift right hand to forehead in salute and lift right foot on beat 1 and left foot on beat 2 in a marching fashion. Turn to left and march with right foot on beat 3, left foot on beat 4; right hand still in salute.
2	Turn head to left on beat 1, right on beat 2. On beats 3-4, kneel on one knee while lowering right hand to side in a praise motion.	[All] On beat 1, bring right hand down to side. On beat 2, pivot on left foot to face audience, bringing right foot to the side. Feet shoulder-width apart. Bringing elbow up, bring right hand to centre of chest in a fist on beat 3; bring left fist up to meet right fist on beat 4.
3	Sweep hands out in front, palms up, for beats 1-4.	[All] On beat 1, bend knees and squat while crossing right arm in front of body so fist ends up on the ground between feet. Stand up on beat 2. On beat 3, punch right arm out, making a fist; punch left fist out to cross over right fist on beat 4.
4	Bring both hands down to sides for beats 1-4, praying. Lower head.	[All] Bring crossed arms up over head on beat 1. Uncross arms on beat 2, elbows bent at 90°. Bring arms straight out to sides and feet together on beat 3 (body makes a 'T'). Bring arms down to side on beat 4.
5	Bring hands together in prayer on beats 1-2. Lift hands, still in prayer, on beats 3-4.	[All] Brush right foot against left foot and step out to side on beats 1-2 so feet are shoulder-width apart. On beats 3-4, brush left foot against right and bring left foot back so feet are shoulder-width apart again.
6	Separate hands, bring down to sides on beats 1-2. Stand and lift hands up to heaven on beats 3-4.	[All] Turn head to right on beat 1. On beat 3, look at audience, bring right hand up to forehead in a salute and bring feet together.
7	Step backwards on beats 1-4 to be in centre of drama, arms still up.	Bring right hand out of salute on following beats: [C1] Bring hand to side on beat 1. [C3] Bring hand to side on beat 2. [C2] Bring hand to side on beat 3. [C4] Bring hand to side on beat 4.



EVg' ( ̀) ' †	?Zhj h	HXVg' ̀8] Vg/Xi Zgh
8	Lower hands to sides on beats 1-4.	[All] Take 4 steps to original positions around Jesus; end with feet apart, facing Jesus.  C1      C4 J      C2 C3
9	Lower head on beat 1. Raise head on beat 3.	[All] On beat 1, cross right arm diagonally in front of face, hand in fist. On beat 2, cross left arm over right, hand in fist, so they make an "X." Lower head on beat 3 and raise it again on beat 4.
10	Sweep hands out in front, palms up, for beats 1-4.	[C1] Lower arms to sides on beat 1. [C4] Lower arms to sides on beat 2. [C2] Lower arms to sides on beat 3. [C3] Lower arms to sides on beat 4.
11	Turn to left, stepping left, right, left on beats 1-3. On beat 4, look to right and reach out with right hand.	[All] Step towards character on left with left foot on beat 1. On beat 2, pivot on left foot to bring right foot around so back is to Jesus; feet shoulder-width apart. On beat 3, pivot on right foot, bringing left foot around to face Jesus. On beat 4, turn head to left and bring right hand up in front of face to reject Jesus, palm facing him.
12	Pause on beat 1. Turn to left, stepping left, right, left on beats 2-4.	[All] Pause on beat 1. Repeat beats 1-3 from previous measure on beats 2-4. Freeze. [C4] Freeze on beat 4 bent at waist so not blocking Jesus.
13	Turn head to left to look at C1 on beat 1.	[C1] Step out with left foot so body faces audience and reject Jesus with right hand in a fist on beat 1. Look at him angrily.
14	Turn head to right to look at C2 on beat 1.	[C2] Step out with right foot so body faces audience and point at Jesus with left hand. Look at him angrily.
15	Look behind to look at C3 on beat 1.	[C3] Reject Jesus with both hands on beat 1, palms toward him. Look to left, angrily.
16	Look at C4 in front on beat 1. (see image on next page)	[C4] Reject Jesus by turning upper body to left and placing hands on sides of head on beat 1.



S  
S

EVg' ( ' ) ' †	?Zhj h	HXVg' '8] VgXi Zgh
17	React to whip on beat 1, throwing left shoulder forward.	[C1] Whip Jesus' left shoulder on beat 1. [C2] and [C3] Come unfrozen, drop hands to sides on beat 1. [C4] Come unfrozen, move to left on beat 1 so not in front of Jesus.
18	React to whip on beat 1, throwing right shoulder forward.	[C2] Whip Jesus' right shoulder on beat 1.
19	React to whip on beat 1, falling to high knees.	[C3] Whip Jesus across the back on beat 1.
20	React to whip on beat 1.	[C4] Whip Jesus across the stomach on beat 1.
21	Hunched over on knees, struggling with pain.	[All] Take 2 steps to the left on beats 1 and 3 to circle Jesus. Stare at him angrily.
22		[All] Take 2 more steps to the left on beats 1 and 3.
23	Respond with pain and suffering.	[C1] and [C2] Grab Jesus' arms on beat 1. Drag him to the back of the stage so he forms the cross on the ground. [C3] and [C4] Watch and continue to circle Jesus.
24		[C1] Kneel by Jesus' right arm. [C2] Kneel by Jesus' left arm. [C3] Kneel on right side of Jesus' feet. [C4] Stand at Jesus' head.

EVg' ( ' ) ' †	?Zhj h	HXVg' 8] Vg/Xi Zgh
25	React to nails with pain.	[C1] Nail Jesus' right wrist on beat 1.
26		[C2] Nail Jesus' left wrist on beat 1.
27		[C3] Nail Jesus' feet on beat 1.
28	Respond with pain and suffering.	[C4] Turn to right on beat 1 and bring arms straight out to sides to form cross, back to audience. Hands in fists, feet together.
29		[C1], [C2] and [C3] Slowly stand for 2 measures (8 beats). [C4] Slowly lower arms to sides for 2 measures (8 beats).
30		
31		[All] Take 2 steps on beats 1 and 3 to following positions: <div style="text-align: center;"> C1 C4  J  C3 C2 </div>
32		[All] On beat 1, kneel on one knee, head down.
33		[All] Sharply look at audience on beat 1.
34 (Counting slows to match music)		[C1] and [C4] Slowly lift Jesus so he is standing on the cross. [C2] Lift right hand for beats 1-4. [C3] Lift left hand for beats 1-4.
35	Respond with pain and suffering.	[C1] and [C4] continue to lift Jesus. [C2] and [C3] Stand on beats 1-2. Lower hand on beats 3-4.
36		[All] Walk to left around Jesus on beats 1-4. Stop in these positions: <div style="text-align: center;"> C2 C3 C1  J  C4 </div>

EVg ( ̀) ' †	?Zhj h	HXVg ̀8] VgXi Zgh
37	Lean back on heels on beats 3-4.	[C1], [C2], and [C3] Place hands on Jesus' arms and back on beats 1-2, preparing to support his weight. Let Jesus lean back on beats 3-4.
38		[C1], [C2] and [C3] Spin Jesus clockwise on his heels for measures 35, 36 and 37. [C4] Walk in a larger circle around Jesus, pointing and looking at him angrily.
39	Respond with pain and suffering.	[C1], [C2] and [C3] Continue spinning Jesus. [C4] Continue walking and pointing at Jesus.
40		[C1], [C2], and [C3] Continue spinning Jesus so he has turned in a full circle, ending facing audience again on beat 4. [C4] Motion from Jesus to audience with right hand on beats 1-4, showing him to audience in a mocking fashion.
41	☒ Fall down on beat 1, head closest to audience. Freeze.	<p>[C1], [C2] and [C3] Push Jesus down to ground on beat 1. [All] Stare at Jesus angrily for beats 2-4. [C1] step forward so all characters form semi-circle around Jesus.</p> <p style="text-align: center;">C2    C3           J C4                    C1</p>
42		[All] Turn head and body away from Jesus in a rejection pose on beat 1. Freeze on beat 2.

EVg ) 1&) t/ GZhj ggXi 'dc	?Zhj h	HXVg '8] Vg/Xi Zgh
"Yeh-oh"	Frozen.	Move when singer starts singing [All] Slowly turn around to look at Jesus, full of remorse and regret. Notice scarves and the sin they represent.
"Ah-yeh-oh"		[C1] Approach Jesus and lay scarf across his neck. Walk back to position in semi-circle, turn slightly away from Jesus and hug self. Freeze.
"Yah-ha-yeh"		[C2] Walk to Jesus' left side, holding scarf out to him. [C3] Walk to the right, looking at scarf with uncertainty. Remove scarf from neck.
"Yah-ah-yeh"		[C2] Lay scarf over Jesus' right shoulder and across his back. Step backwards to Jesus' feet. Freeze with hands up, together in prayer; head down. [C3] Hesitantly walk forward, intending to lay scarf on Jesus.
First low piano note		[C3] Sharply turn away from Jesus. Freeze with back to Jesus, clutching scarf close to chest.
"Ahh"		[C4] Walk to Jesus and lay scarf over left shoulder and across his back. Walk back to position and freeze with left hand shading face.
1 (Piano starts)	Frozen.	[All] Frozen.
2	Breathe on beats 1-2. Rise to kneeling position on beats 3-4.	

EVg ) Ł&) †	?Zhj h	HXVg 8] Vg/Xi Zgh
3	Pull off one scarf on beats 1-2. Drop scarf on ground in front of feet on beats 3-4.	[All] Frozen.s
4	Stand on beats 1-2. Pull off another scarf and drop it on beats 3-4.	
5	Pull off last scarf on beats 1-2. Drop scarf on beats 3-4.	
6	Breathe life into C1 by pushing open hands out from mouth on beats 1-2. On beats 3-4, lift right hand up to heaven in praise.	[C1] React to Jesus' breath: come out of self-hug and take a big breath on beats 1-2. Raise right hand up to heaven in praise on beats 3-4.
7	On beat 1, hold left hand out to side so parallel with ground and bring right hand up to meet left hand. On beat 2, trace right hand horizontally across body, always look at C1. Bring right hand straight out to right side and drop left hand on beats 3-4.	[C1] Same as Jesus for beats 1-2 but turn head from left to right to follow right hand. On beats 3-4, drop left hand to side and extend right hand out to Jesus in praise. Freeze.
8	Stand behind C2 and motion right hand to lift C2's head on beats 1-2. Lift both hands straight up to heaven and straight down again on beats 3-4, palms facing face.	[C2] Lift head and lower hands to sides on beats 1-2. Same as Jesus for beats 3-4.

