

THE CURSE

CREDITS

Concept: *DRIME International Leaders of 2018*
Choreography: *Carleigh Amoussou, Jennifer Chow, Janna Cressman, & Michaela Sumpter*
Artist: *Tim Linnard*
Song: *The Curse*
References: *Genesis 1-3; Romans 5:12-17; James 1:13-18*

DESCRIPTION

The drama starts with the creation of the earth, the sky and the tree that represents the knowledge of good and evil; then humans are created in the image of God. The two characters notice the tree of good and evil but Jesus warns that it is not good for them, and gives them His heart instead. However, evil tempts the characters with fruit from the tree. When they give into temptation, a curse permeates through the ground. Both characters are ashamed, and hide behind a mask. They let evil distort who Jesus created them to be and construct their own identity. In order to protect their masks, they reject and crucify Jesus. When He dies, they realize and regret what they have done, and mourn the change in their heart. However, Jesus rises from the dead and defeats evil to save His children. He helps them remove their masks and restores their hearts so they can have a relationship with Him again.

CHARACTERS

G = God
T = Tree

A = Adam
E = Eve

SCRIPT

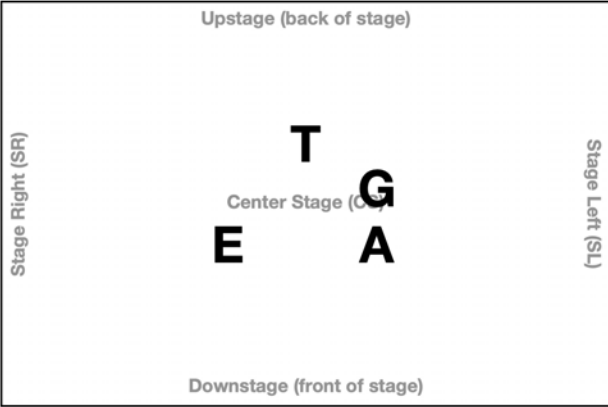
Scene 1: Creation of World & Tree (0:00-0:28)

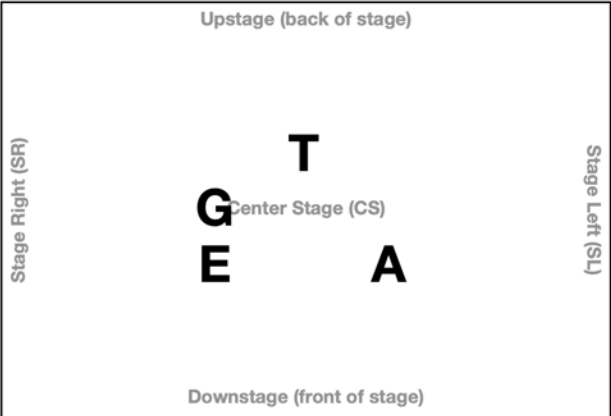


Measure	Timing	Music cues	Choreography
1	0:00-0:02	Firework sound effect	<p>Position #1</p> <div data-bbox="802 1062 1409 1465" style="border: 1px solid black; padding: 10px; text-align: center;"> <p>Upstage (back of stage)</p> <p>G T</p> <p>Center Stage (CS)</p> <p>E A</p> <p>Downstage (front of stage)</p> <p style="font-size: small;">Stage Right (SR) Stage Left (SL)</p> </div> <p>G - kneeling on one knee, facing backstage, head down T - kneeling on one knee, facing the audience, head down, arms at sides, and red scarf in R hand. E - kneeling on R knee, facing stage left, head down & hands on floor A - kneeling on L knee, facing stage right, head down & hands on floor</p>

2	0:03-0:05	Firework (fading)	All frozen in position
3	0:05-0:08	Synth strings riff 1	On beat 4, G (on knees facing back) stand up feet together and puts arms up in “V”
4	0:08-0:09	Synth strings riff 2	On beat 4, G step out to side with L leg and puts his arms down in “^” & puts head down
5	0:10-0:12	Synth strings riff 3	On beat 4, G turns over L shoulder by pivoting on L foot to face front & R arm shoots straight forward
6	0:12-0:14	Synth strings riff 4	On beat 4, G rolls head up
7	0:15-0:17	Strings ascending line & bass	For full 4 beats, G makes world/circle motion with arms. R arm on top, L arm on bottom, rotating in a clockwise circle
8	0:18-0:20	Ascending strings line	On all 4 beats, G makes star hand motions.
9	0:20-0:22	Strings ascending line & bass	G stand directly behind T, doing the same arm motions as T, except already standing On beats 1&2, T puts R arm straight up and brings head up at the same time. On beats 3&4, T puts L arm straight up and stands up at the same time
10	0:23-0:25	Fast bass beat joins, building up	On beat 1, G and T put R fist in front of face On beat 2, both put R fist out to side, elbow bent On beat 3, both bring L arm to side, elbow bent with fist pointed to side On beat 4, both open fists (T has scarf hanging on thumb)

Scene 2: Creation of Adam & Eve (0:25-0:45)

Measure	Timing	Music cues	Choreography
1	0:25-0:27	Music changes (drum machine and synth featured)	<p>Position #2</p>  <p>During next movements, G moves towards A, and stands behind him to the L On beat 1, G and A move L arm straight forward and up in scooping like motion On beat 2, G and A bring L arm down On beat 3, G and A move R arm straight forward and up in scooping like motion. A starts to stand up. On beat 4, G and A bring R arm down. A is fully up, with head still down.</p>
2	0:28-0:30		<p>On beat 1, G and A lift L knee up with L hand puppeting the knee On beat 2, G and A put knee down On beat 3, G and A lift R knee up with R hand puppeting the knee, while pivoting on L foot to face front On beat 4, G and A put knee down</p>
3	0:30-0:32		<p>On beats 1&2, G and A scoop up with L arm, bringing hand to heart On beats 3&4, G and A scoop up with R arm, bringing hand to heart</p>

4	0:33-0:35	Fast drum machine beat / build up	<p>G and A heart beats motion</p> <p>On beats 1&3, double hit chest</p> <p>On beats 2&4, bring hands away from chest as and take breath</p> <p>On beat 4, A starts to bring head up and puts arms at sides</p>
5	0:35-0:37	Back to drum machine and synth	<p>Position #3</p>  <p>During next movements, G moves towards E, and stands behind her to the R. This is a repeat of Scene 2 measures 1-4 but mirrored.</p> <p>On beat 1, G and E move R arm straight forward and up in scooping like motion</p> <p>On beat 2, G and E bring R arm down</p> <p>On beat 3, G and E move L arm straight forward and up in scooping like motion. E starts to stand up.</p> <p>On beat 4, G and E bring L arm down. E is fully up, with head still down.</p>
6	0:38-0:40		<p>On beat 1, G and E lift R knee up with R hand puppeting the knee</p> <p>On beat 2, G and E put knee down</p> <p>On beat 3, G and E lift L knee up with L hand puppeting the knee, while pivoting on R foot to face front</p> <p>On beat 4, G and E put knee down</p>

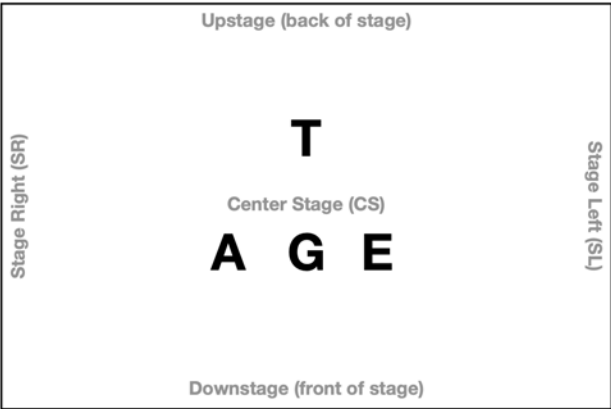
7	0:40-0:42		<p>On beats 1&2, G and E scoop up with R arm, bringing hand to heart</p> <p>On beats 3&4, G and E scoop up with L arm, bringing hand to heart</p>
8	0:43-0:45		<p>G and E heart beats motion</p> <p>On beats 1&3, double hit chest</p> <p>On beats 2&4, bring hands away from chest as and take breath</p> <p>On beat 4, E starts to bring head up and puts arms at sides</p>

Scene 3: Life with God in Garden (0:45-1:05)



Measure	Timing	Music cues	Choreography
1	0:45-0:47	3 static drum beats before music change (electronica style with loud drum kit and bass beeps)	<p>Position #4</p> <p>Through all 4 beats, all starting with R foot, G, E, and A walk to SR, G walking backwards, E and A walking forwards. G walks with his arm out to E and A.</p>

2	0:48-0:50	<p>Electronica bass beeps and drum kit</p> <p>Synth horn sounds as A & E look at garden, and then move to position #5</p>	<p>On beat 1, G motions downstage with hands palm up</p> <p>Through beats 1-4, A & E look downstage</p>
3	0:50-0:52		<p>Through all 4 beats, E walks to A's first position, starting with L foot. Faces A</p> <p>A turns on the spot to be in E's first position, facing E</p> <p>G begins to walk back to CS, starting with L foot but does not arrive yet</p>
4	0:53-0:55	G rejects T with synth horns sound	<p>On beat 1, A & E look at T.</p> <p>On beat 2, G steps in front of T</p> <p>On beat 3, G rejects T by putting his arms out to side with elbows bent and hands down, palms open (hit invisible wall)</p>

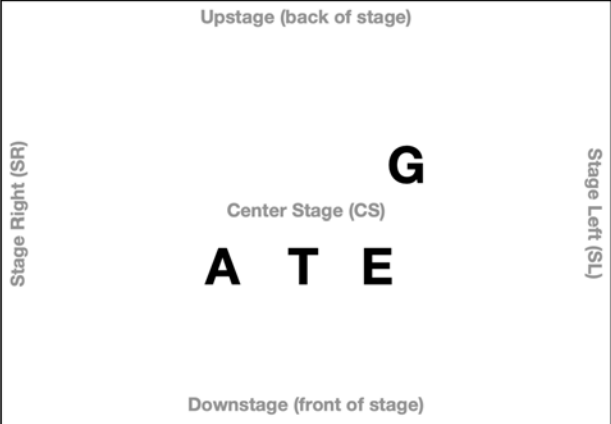
5	0:55-0:57	Music builds (high electronic beeping riff added)	<p>Position #5</p>  <p>On beat 1, G steps forward and faces A while bringing L hand to heart</p> <p>On beat 3, G brings L hand out in front (at heart level), A bring R hand up to meet G's hand</p>
6	0:58-1:00	High beeping riff continues	<p>On beats 1&2, A brings R hand to heart, and G “gives A a heart” by hovering his L hand on back of A's as A breathes in.</p> <p>On beats 3&4, A lowers arms. G turns to face E</p>
7	1:01-1:03	High beeping riff changes, getting higher	<p>Repeat of Scene 3 measures 5-6, mirrored</p> <p>On beat 1, G brings R hand to heart</p> <p>On beat 3, G brings R hand out in front (at heart level), E brings L hand up to meet G's hand</p>

8	1:03-1:05	High beeping riff continues G walks quickly to USL when beeping cuts out	On beats 1&2, E brings L hand to heart, and G “gives E a heart” by hovering his R hand on back of E’s as E breathes in. On beats 3&4, E lowers arms. G walks to USL, to watch Scene 4
---	-----------	---	--

Scene 4: Temptation in the Garden (1:05-1:28)



Measure	Timing	Music cues	Choreography
1	1:05-1:07	Music goes quiet, soft beeps	<p>Position #6</p> <p>A slowly lowers head.</p> <p>Through all 4 beats, T takes 2 steps forward and stretches arms out and back in.</p> <p>E notices T and watches with interest</p>
2	1:08-1:10	Bass beeps & drum machine	<p>Through all 4 beats, T makes red scarf into an apple by crumpling it into a ball</p>

3	1:11-1:13		For beats 1&2, T shows the audience the apple, from L to R On beats 3&4, T shows apple to E
4	1:13-1:15	Apple placed on fast drum beat	Through all 4 beats, T slowly places apple in E's hands. T then goes back to original spot to watch A and E.
5	1:15-1:17	Back to bass and drum	On beats 1-3, E bites apple On beat 4, A & E sharp look at each other
6	1:18-1:20		Position #7  <p>On beats 1&2, A and E take one step towards each other using downstage foot first On beat 3, A puts R hand out On beat 4, E places apple in A's hand</p>
7	1:21-1:23		On beats 1&2, A bites apple On beats 3&4, A throws apple down as A and E take a quick step backwards (to SL or SR)

8	1:23-1:25	Low siren sound	<p>On beats 1-3, A & E hold their heads in shame and turn to face downstage</p> <p>On beat 4, A & E look up sharply and throw arms down</p>
9	1:26-1:28	Crash sound	<p>On beat 1, T nails apple to ground by slamming fist on scarf</p> <p>On beat 1, A & E fall down to their knees, with hands on ground and heads down</p> <p>On beat 1, G turns to face upstage with head down and feet together.</p>

Scene 5: Shame & Enemy Manipulation (1:28-1:58)



Measure	Timing	Music cues	Choreography
1	1:28-1:30	Loud horn (beat 1) Loud horn (beat 3)	For measures 1-3, G repeats actions from Scene 1 measures 3-6. On beat 1, G puts arms up in "V" On beat 1, A & E put R hand in front of face, elbow out On beat 3, A and E put L hand in front of chest, below right arm, with elbow out Through all 4 beats, T slowly stands up

2	1:31-1:33	<p>Loud horn (beat 1)</p> <p>Loud horn (beat 3)</p> <p>2 fast horns (beat 4)</p>	<p>On beat 1, G step out to side with L leg and puts his arms down in “^” & puts head down</p> <p>On beat 1, A and E bring hands together (not touching) in front of chest in line with elbows, elbows out</p> <p>On beat 3, A and E slide hands out to side</p> <p>On beat 4, drops arms and bend down with head down</p> <p>Through all 4 beats, T moves to SR, behind and to the R of A</p>
3	1:33-1:35	<p>Loud horn (beat 1)</p> <p>Loud horn (beat 3)</p>	<p>On beat 1, G turns over L shoulder by pivoting on L foot to face front & R arm shoots straight forward</p> <p>On beat 1, A and E bring body up into upright position with head up (still on knees), at the same time they bring R hand in front of face with elbow down and fingers curled</p> <p>On beat 3, A and E tilt head and hand to L</p> <p>Through all 4 beats, T puppets A and E’s hand movements in controlling motions</p>

4	1:36-1:38	<p>Loud horn (beat 1)</p> <p>3 fast horns (beats 3&4)</p>	<p>On beat 1, G brings head up</p> <p>On beat 1, A and E tilt head and hand to R</p> <p>On beat 3, A and E bring head and hand to center</p> <p>On beat 4, A and E tilt head and hand back and then to center</p> <p>On beat 4, G brings arm down</p> <p>Through all 4 beats, T continues to puppet</p>
5	1:38-1:40	<p>Music change (descending horn bass line speeds up, gong sound added)</p>	<p>Through all 4 beats, T moves towards SL</p> <p>On beat 1, G steps with R leg and extends R hand toward A</p> <p>On beats 1&2, A and E take L hand and push down on R forearm, angled towards SR</p> <p>On beat 3, A and E's R hand "bounces" back to in front of face position</p> <p>On beat 3, T puppets A and E's R hand by scooping hand up</p>

6	1:41-1:43		<p>Through all 4 beats, T continues to walk to SL</p> <p>On beat 1, G steps with L leg and extends L hand toward E</p> <p>On beats 1&2, A and E take L hand and push down on R forearm, angled towards center</p> <p>On beat 3, A and E's R hand "bounces" back to in front of face position</p> <p>On beat 3, T puppets A and E's R hand by scooping R hand up</p>
7	1:43-1:45	High electronic beeping sound riff added	<p>Through all 4 beats, G bows head and prays</p> <p>Through all 4 beats, T stands behind and to L of E</p> <p>On beats 1&2, A and E take L hand and push down on R forearm, angled towards SL</p> <p>On beat 3, A and E's R hand "bounces" back to in front of face position</p> <p>On beat 3, T puppets A and E's R hand by scooping L hand up</p>

8	1:46-1:48		<p>Through all 4 beats, G extends hands in front and out towards A and E, with head up</p> <p>Through all 4 beats, T walks to CS while slowly lifting both hands up, puppeting A and E's R hands</p> <p>Through all 4 beats, A and E slowly stand up, with R hand (still in front of face) leading the movement (pulling them up)</p>
9	1:48-1:50	<p>Music changes (high synth riff added)</p>	<p>On beat 1, all step forward with R foot</p> <ul style="list-style-type: none"> • A and E bent over with head down, shoulders hunched and R arm hanging down • T pushing forward with R hand • G stays standing upright, shoulders back (not under control)
10	1:51-1:53	<p>Building horns (with high synth)</p>	<p>On beat 1, all step forward with L foot</p> <ul style="list-style-type: none"> • A and E bent over with head down, shoulders hunched and L arm hanging down • T pushing forward with L hand • G stays standing upright, shoulders back (not under control)

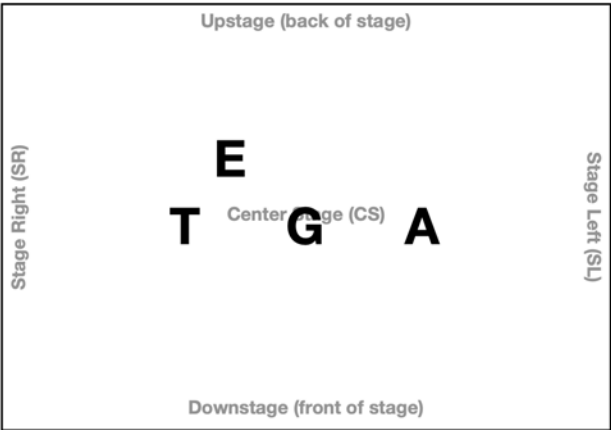
11	1:53-1:55	Building horns & drums (no more high synth)	<p>On beat 1, all step forward with R foot</p> <ul style="list-style-type: none"> • A and E bent over with head down, shoulders hunched and R arm hanging down • T pushing forward with R hand • G stays standing upright, shoulders back (not under control)
12	1:56-1:58	Building horns with cymbals	<p>On each of the 4 beats, all walk backwards for 4 steps, starting with the R foot</p> <ul style="list-style-type: none"> • T controlling A and E by using both hands to pull them back • A and E slowly standing up straight as moving backwards, head coming up, moving shoulder back with same foot • G standing up straight as he moves backwards

Scene 6: To the Cross (1:58-2:28)



Measure	Timing	Music cues	Choreography
1	1:58-2:00	Music changes (synth and bass riffs; horns drop out)	<p>Through all 4 beats, G takes two steps to center and lifts R arm up to heaven</p> <p>On all 4 beats, T, A & E walk in a circle around G starting with R foot, walking to SL first. T leads, with E behind, and A behind E.</p> <p>On beat 1, R hand in front of face</p> <p>On beat 2, L hand on R hand in front of face</p> <p>On beat 3, L arm down</p> <p>On beat 4, R arm down</p>
2	2:01-2:03		<p>Through all 4 beats, G takes 2 more steps to center and lifts L arm up</p> <p>(T, E, & A continue walking around G)</p> <p>On beat 1, R foot step and R hand in front of face</p> <p>On beat 3, L foot step and L hand on R hand in front of face</p>

3	2:03-2:05	Video game synth: G hands together, others arms coming down	Through all 4 beats, G brings hands together in prayer, slowly lowers hands (T & E continue walking around G, A walks on spot) On beat 1, R foot step and L arm down On beat 3, L foot step and R arm down
4	2:06-2:08	Long cymbal/shimmer: G lower head, all prepare for whipping	Through all 4 beats, G lowers head to pray (T & E continue walking around G, A walks on spot) On beat 1, R foot step and R hand in front of face On beat 3, L foot step and L hand on R hand in front of face

5	2:08-2:10	Music changes: Drum machine and bass added	<p>Position #8</p>  <p>On beat 1, T puts hands together and does whipping motion from R shoulder to L knee On beat 2, T brings clasped hands back to shoulder On beat 3, T whips again On beat 4, T brings hands back to shoulder On beats 1 and 3, G brings L shoulder down (reacting to whips)</p>
6	2:11-2:13		<p>T repeats measure 5 motions A joins T with motions, but from L shoulder to R knee On beats 1 and 3, G brings R shoulder down (reacting to whips)</p>

7	2:13-2:15	Video game synth added: E starts whipping, G hand on back and goes onto knees	T & A repeat measure 6 motions E joints T & A with motions, from R shoulder to L knee Through all 4 beats, G puts hand on back and slowly goes onto knees
8	2:16-2:18	Long cymbal (getting louder)	Through all 4 beats, T walks, picks up scarf, and bends down in front of G Through all 4 beats, E & A watch
9	2:19-2:21	Loud horn and car sound	On beats 1-2, T Puts scarf around G neck E stands behind G On beats 3-4, E lifts G up by the shoulders T walks behind G A walks to position in front of G, facing US
10	2:21-2:23	Loud horn and car sound	On beats 1-2, A Pushes G US T is behind G E is SR of G
11	2:24-2:26	Horn build up	On beat 1, A grabs G L arm and E grabs G R arm and bring his arms up to make a cross G feet together On beats 3-4, A & E look at G and let go of hands

12	2:26-2:28	Horn build up	On beat 1, facing US, T puts both arms straight up sharply to form the last part of the cross, feet together Through all 4 beats, A & E Watch & wait
----	-----------	------------------	---

Scene 7 - The Crucifixion (2:29-2:48)



Measure	Timing	Music cues	Choreography
1	2:29-2:31	Crash	<p>Position #9</p> <p>On beat 1, E steps with L foot toward G and holds L fist in front of face</p> <p>On beat 1, G open R hand wide and looks at it (Like wrist is nailed)</p>
2	2:31-2:33	Crash	<p>On beat 1, A steps with R foot toward G and points with R hand</p> <p>On beat 1, G open L hand wide and looks at it (Like wrist is nailed)</p>

3	2:34-2:36	Crash (video game synth added)	On beat 1, A & E switch arm motions On beat 1, G lurches body up (like feet are nailed)
4	2:36-2:38	Crash (long cymbal added)	On beat 1, A & E turn away with elbows bent and hands down, palms facing G (rejection) On beat 1, G dies, head and hands flop down
5	2:39-2:41	Quiet music: Soft jingle & synth	Through all 4 beats, A & E slowly turn to look at G Through all 4 beats, G lowers arms
6	2:41-2:43	Soft jingle & synth	Through all 4 beats, A & E turn away from G, hands on head in disbelief (A to SL, E to SR) Through all 4 beats, G does down to one knee
7	2:44-2:46	Quiet drum machine added	Through all 4 beats, G takes scarf off and places on ground in front of him Through all 4 beats, A & E bring their hands to their hearts as they turn to face each other

8	2:46-2:48	Drum machine gets louder, then two bangs: <u>Bang 1</u> -G stands up <u>Bang 2</u> -G head and arms up, T falls down	On beat 1, A & E drop down to one knee with heads down On beat 3, G stands up On beat 3, T drops down to one knee On beat 4, G brings head up and arms up into 'V' On beat 4, T falls down to SR
---	-----------	--	--

Scene 8: New Heart (2:49-3:19)



Measure	Timing	Music cues	Choreography
1	2:49-2:51	Music changes (drum machine and synth featured)	<p>Position #10</p> <div style="border: 1px solid black; padding: 10px; text-align: center;"> <p>Upstage (back of stage)</p> <p>T</p> <p>Center Stage (CS)</p> <p>E G A</p> <p>Downstage (front of stage)</p> <p style="font-size: small;">Stage Right (SR) Stage Left (SL)</p> </div> <p>On beats 1&2, G walks and stands facing E On beats 3&4, G motions for E to stand; E stands up</p>
2	2:51-2:53		<p>On beat 1, E brings R hand in front of face (like mask) On beat 1, G hovers L hand over E's hand On beat 3, G and E "throw" mask off by motioning hand downstage</p>

3	2:54-2:56		<p>(Measures 3&4 are a repeat of Scene 3 measures 5&6)</p> <p>On beat 1, G brings L hand to heart</p> <p>On beat 3, G brings L hand out in front (at heart level), E bring R hand up to meet G's hand</p>
4	2:56-2:58	Fast drum machine beat/build up: G turns to A	<p>On beats 1&2, E brings R hand to heart, and G "gives E a heart" by hovering his L hand on the back of E's as E breathes in.</p> <p>On beats 3&4, E lowers arm. G turns to face A</p>
5	2:59-3:01		<p>On beats 1&2, G stands facing A</p> <p>On beats 3&4, G motions for A to stand; A stands up</p>
6	3:01-3:03		<p>On beat 1, A brings L hand in front of face (like mask)</p> <p>On beat 1, G hovers R hand over A's hand</p> <p>On beat 3, G and A "throw" mask off by motioning hand downstage</p>
7	3:04-3:06		<p>Measures 7&8 are a repeat of measures 3&4</p> <p>On beat 1, G brings R hand to heart</p> <p>On beat 3, G brings R hand out in front (at heart level), A bring L hand up to meet G's hand</p>

8	3:06-3:08	Static sound x3: G turns to face forward	On beats 1&2, A brings L hand to heart, and G “gives A a heart” by hovering his R hand on the back of A’s as A breathes in. On beats 3&4, A lowers arm. G turns to face forward
9	3:09-3:11	Music changes (soft jingle/ drum beat)	On beat 1, G looks at E and extends R hand out to her On beat 1, E steps back with R foot (body facing front) Through all 4 beats, E lifts L arm in praise, and holds position
10	3:12-3:14		On beat 1, G looks at A and extends L hand out to him Through all 4 beats, A kneels and lowers arms in worship, with head down
11	3:14-3:16		On beat 1, G puts feet together Through all 4 beats, G extends both hands out to audience Through all 4 beats, A & E switch praise motions
12	3:17-3:20		Through all 4 beats, G lifts both hands up to Heaven On beat 1, A & E stand up and put feet together Through all 4 beats, A & E extend both hands out to audience After beat 4, A & E drop heads