

# THE PURSUIT

## CREDITS

Concept:	<i>DRIME International Leaders of 2018</i>
Choreography:	<i>Fred Brown with International Leaders of 2018</i>
Artist:	<i>Cory Alstad</i>
Song:	<i>The Pursuit</i>
References:	<i>Luke 15:4-7; Joshua 24:14-15; Romans 3:23-25a</i>

## DESCRIPTION

*The drama starts with the creation of three characters but they immediately reject Jesus to pursue a life on their own. They even perform a set of movements to assert their independence, which is repeated throughout the drama. The characters become focused on their own lives, which leads to selfish actions that hurt other people. As they gossip, steal, lie, damage property and cause physical harm, anger builds in some characters while shame builds more in others. Through all this, Jesus is relentless in his pursuit of each character. Even though they have turned their backs on him and chosen to wander away, Jesus continues to pursue them and offer comfort. The three characters continue to reject Jesus; they mock and beat him, crucifying him with the pursuit of their independence. But Jesus defeats death and is raised to life again. In his great love, he does not leave or give up on the characters. He once again pursues each character to offer redemption - one character accepts, one character rejects, but the third is torn as he looks up at Jesus. This represents how each of us has a choice to make - will we serve God or ourselves?*

## CHARACTERS

J = Jesus

M = Maybe

Y = Yes

N = No

# SCRIPT

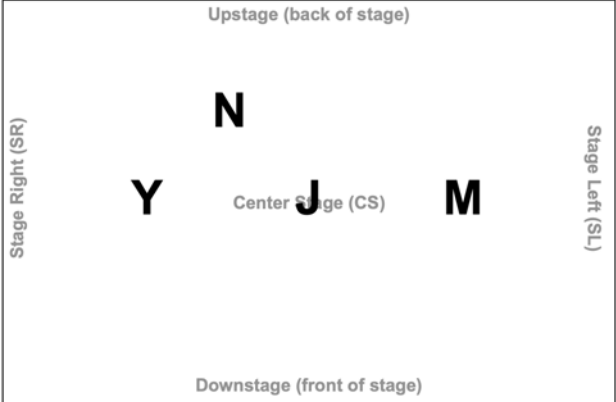
## Scene 1: Creation - Introductions (0:00-0:0:32)




Measure	Timing	Music cues	Choreography
0	0:00		<p>Position #1</p> <ul style="list-style-type: none"> <li>• <b>J</b> - centre stage, feet together &amp; head down</li> <li>• <b>Y</b> - stage left, bent slightly at waist with arms turned in at 90 degrees, left at forehead, right below, both hands in fists</li> <li>• <b>N</b> - downstage and just right of Jesus, kneeling slouched over with hands on floor to the right</li> <li>• <b>M</b> - right and upstage of N, angled diagonally, kneeling on left knee with hands meeting in front of chest in fist</li> </ul>

1	0:02-0:04	Music starts	Through all 4, J looks up to Heaven
2	0:04-0:06		Through all 4 beats, J lifts both hands, clasped in prayer
3	0:06-0:08		Through all 4 beats, J crosses hands over chest while lowering hands
4	0:08-0:010		Through all 4 beats, J lowers head
5	0:11-0:13	Piano music starts	Through all 4 beats, Y and J move arms in circle (left arm starting up, right arm starting at waist) leaving right hand raised
6	0:13-0:15		Through all 4 beats, Jesus puts his R hand to mouth and “breathes” on Y On beats 1 & 2, Y stares at R hand with interest while taking a big breath On beat 3, Y looks over R shoulder at J
7	0:15-0:17		On beat 1, Y rejects Jesus by hitting invisible wall on her R side On beats 3 & 4, Y walks upstage slowly On beats 3 & 4, J starts walking downstage to N
8	0:17-0:19		Through all 4 beats, J walks and stands behind N Through all 4 beats, Y continues walking upstage
9	0:19-0:21		Through all 4 beats, N and J raise L arms into a “rainbow” motion Through all 4 beats, Y turns to walk toward SR
10	0:22-0:24		Through all 4 beats, J breathes on N Through all 4 beats, N breathes in and stands up Through all 4 beats, Y continues walking toward SR

11	0:24-0:26		<p>On beat 1, N rejects J by hitting invisible wall behind her (body still facing DS)</p> <p>On beat 1, J turns body to SR and is standing behind M.</p> <p>Through all 4 beats, J crosses his forearms at his waist with palms up, and un-crosses arms in a “display” motion</p> <p>Through all 4 beats, M unclasps his hands and “displays” to SR with palms up</p>
12	0:26-0:28		<p>Through all 4 beats, N follows Y’s path, walking upstage</p> <p>Through all 4 beats, Y continues to walk to SR</p> <p>Through all 4 beats, J puts his R hand to mouth and “breathes” on M</p> <p>On beats 1 &amp; 2, M stands up</p> <p>On beats 3 &amp; 4, M looks at J</p>
13	0:28-0:29		<p>Through all 4 beats, M rejects J with L hand hiding face while he walk to SL</p> <p>Through all 4 beats, N continues walking to CS</p> <p>Through all 4 beats, Y continues walking to SR</p>

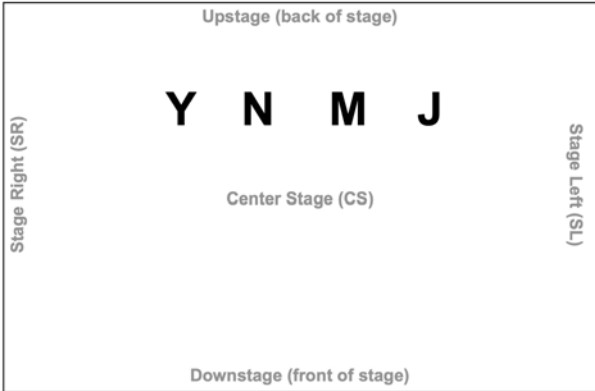
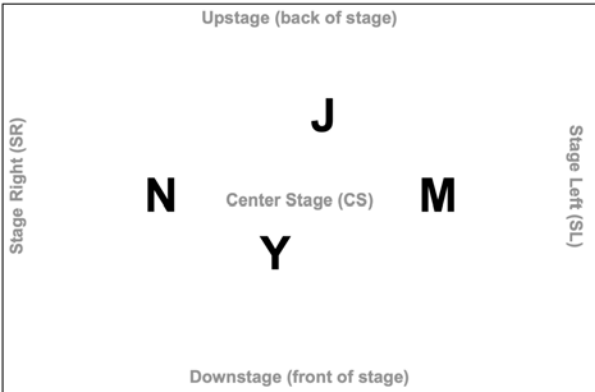
14	0:30-0:32		<p>Position #2</p>  <p>The diagram shows a stage layout with four characters: N, Y, J, and M. N is positioned at the top center, labeled 'Upstage (back of stage)'. Y is on the left side, labeled 'Stage Right (SR)'. J is in the center, labeled 'Center Stage (CS)'. M is on the right side, labeled 'Stage Left (SL)'. The bottom of the diagram is labeled 'Downstage (front of stage)'.</p> <ul style="list-style-type: none"> <li>• J goes to CS, facing downstage</li> <li>• Y stops at SR, facing SR</li> <li>• N stops at upstage centre, slightly to the R of J, facing upstage</li> <li>• M stops at SL, facing SL</li> </ul>
----	-----------	--	---

## Scene 2: Creation - Rejections (0:32-0:58)



Measure	Timing	Music Cues	Choreography
1	0:32-0:34		Through all 4 beats, all three characters bring R arm out and up Through all 4 beats, J raises both hands in praise
2	0:34-0:36		Through all 4 beats, all three characters bring arm down and crouch on one knee Through all 4 beats, J unclasps his hands and opens arms
3	0:36-0:38	Voices start ("Ah, ah, ah")	Through all 4 beats, all three characters stand up Through all 4 beats, J starts to lower his arms with palms facing front
4	0:38-0:40		Through all 4 beats, all three characters turn to face the front Through all 4 beats, J continuous to lower arms

5	0:41-0:43		<p>Through all 4 beats, all three characters bring R arm out and up</p> <p>On beat 3, Y notices R hand</p> <p>On beat 4, Y looks at J</p> <p>Through all 4 beats, J is interacting with Y</p>
6	0:43-0:45		<p>On beats 1&amp;2, Y rejects J on L side</p> <p>On beats 3&amp;4, Y turns over R shoulder and walks upstage</p> <p>On beats 1&amp;2, N lowers arm and starts to crouch down</p> <p>On beats 3&amp;4, N notices both hands</p> <p>Through all 4 beats, M lowers arm and crouches on one knee</p> <p>Through all 4 beats, J is motioning out to Y and then notices N</p>
7	0:45-0:47		<p>Through all 4 beats, Y continues to walk upstage</p> <p>On beats 1&amp;2, N rejects J</p> <p>On beats 3&amp;4, N turns over R shoulder and faces upstage</p> <p>On beats 1&amp;2, M stands up</p> <p>On beats 3&amp;4, M notices both hands</p> <p>Through all 4 beats, J is motioning to N and then turns to M</p>
8	0:47-0:49		<p>On beat 1, M rejects J while walking upstage</p> <p>Through all 4 beats, J is walking upstage</p> <p>SL</p>

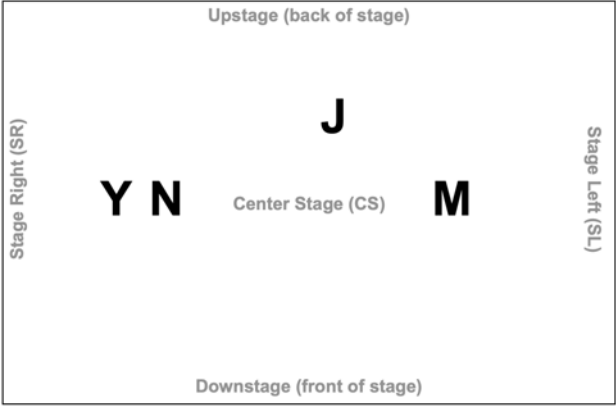
9	0:50-0:52	Strong piano beat	<p>Position #3</p>  <p>On beat 1, Y, N, and M turn head to L (SR) On beat 1, J faces SR and tilts head to R</p>
10	0:52-0:54		<p>On beat 1, Y, N, and M pivot on L foot to face the front On beat 1, J takes two steps upstage and faces downstage, with arms extended to characters</p>
11	0:54-0:56		<p>Through all 4 beats, Y, N, and M start walking to next position</p>
12	0:56-0:58		<p>Position #4</p>  <p>Through all 4 beats, Y, N, and M continue walking, ending in new position on beat 4</p>



### Scene 3: Trial - Independence (0:58-1:07)



Measure	Timing	Music cues	Choreography
1	0:58-1:00	Electric guitar starts	On beat 1, Y brings R fist in front of face, elbow in and feet apart (motion 1) On beat 3, Y kneels on R knee with right arm outstretched to ground on R side of body, palm open (motion 2)
2	1:00-1:02		On beat 1, Y stands with L arm extended to SL and looking SL, palm open (motion 3) On beat 3, Y, N, and M repeat motion 1
3	1:02-1:04		On beat 1, Y, N, and M repeat motion 2 On beat 3, Y, N, and M repeat motion 3

4	1:05-1:07		<p>Position #5</p>  <p>Through all 4 beats, N brings L arm down, pulls out pretend phone from pocket, and starts to laugh at what is on the screen</p> <p>Through all 4 beats, Y walks over to SR side of N</p> <p>Through all 4 beats, M holds motion 3</p>
---	-----------	--	--

## Scene 4: Trial - Temptations (1:07-1:29)



Measure	Timing	Music cues	Choreography
1	1:07-1:09	“Ahs” starts	Through all 4 beats, Y and N laugh at the screen, and looking at M Through all 4 beats, M lowers L arm
2	1:09-1:11		On beat 1, Y points at N, laughing On beat 1, N looks at Y On beats 3 & 4, N turns to SL with arms folded, embarrassed On beats 3 & 4, Y walks behind N toward SL
3	1:11-1:13		On beats 1 & 2, Y walks and stands behind M on SL On beat 3, Y taps M on L shoulder On beat 4, M looks over L shoulder Through all 4 beats, N is still on phone

4	1:14-1:16		<p>On beats 1 &amp; 2, Y pickpockets from M's R pocket and puts both hands behind back</p> <p>On beats 1 &amp; 2, M looks at around</p> <p>On beat 3, M turns to Y with arms out wide</p> <p>On beat 4, Y points to N with R arm</p> <p>Through all 4 beats, N is still on phone</p>
5	1:16-1:18		<p>On beats 1 &amp; 2, M walks to N</p> <p>On beats 3 &amp; 4, M grabs phone from N with L hand and turns body toward downstage L</p>
6	1:18-1:20		<p>On beat 1, M throws phone on ground</p> <p>On beat 1, N leans over M to try and grab phone</p> <p>On beats 2-4, M stands up angrily and shoves N with his back. N falls onto the ground and Jesus tries to help her up. M looks at hands with guilt.</p>
7	1:20-1:22		<p>Through all 4 beats, M walks backwards to SL, guilty</p> <p>Through all 4 beats, Y laughs and points at M, while moving to upstage center</p> <p>Through all 4 beats, J helps N up</p> <p>On beat 4, N rejects J</p>
8	1:23-1:25		<p>On beat 1, M half-covers his face in shame, feet pointing downstage L</p> <p>Through all 4 beats, J walks over to M</p> <p>Through all 4 beats, Y laughs at M and watches J</p> <p>Through all 4 beats, N faces forward</p>

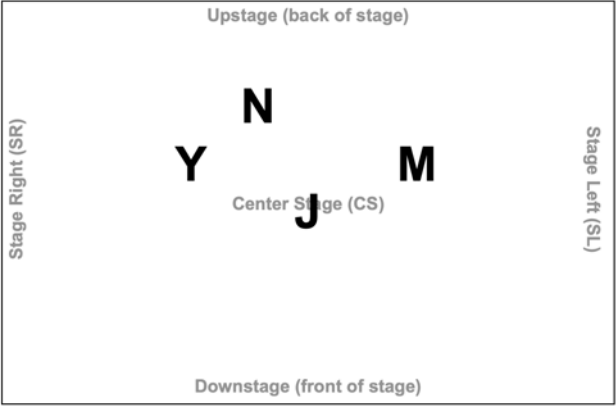
9	1:25-1:27		<p>Through all 4 beats, J walks over to M and puts his hand on M's R shoulder</p> <p>Through all 4 beats, M notices J and looks over R shoulder</p> <p>Through all 4 beats, Y moves downstage</p> <p>Through all 4 beats, N faces forward</p>
10	1:27-1:29		<p>Position #6</p> <div data-bbox="797 562 1409 961" style="border: 1px solid black; padding: 10px; text-align: center;"> <p>Upstage (back of stage)</p> <p><b>J</b></p> <p><b>N</b>      Center Stage (CS)      <b>M</b></p> <p><b>Y</b></p> <p>Downstage (front of stage)</p> <p style="font-size: small;">Stage Right (SR)      Stage Left (SL)</p> </div> <p>On beat 1, N angrily pushes Jesus back to the middle with one hand and takes a step to SL</p> <p>On beat 1, Y moves to downstage centre</p>

## Scene 5: Trial - Crucifixion (1:29-1:54)



Measure	Timing	Music cues	Choreography
1	1:29-1:31	“Ahs” start again with strong cymbal crash	On beat 1, characters reject J with both hands and look away from him On beat 1, Y kneels on R knee, body facing SL On beat 3, Y points at J
2	1:31-1:33		Through all 4 beats, N walks up to J and grabs his shirt collar, then lets go and walks back to spot on SR Through all 4 beats, M walks to position behind J Through all 4 beats, Y stands up and walks to SL
3	1:33-1:35		On beat 1, M shoves J from behind On beat 1, J stumbles forward On beat 4, Y aggressively points to ground in front of J

4	1:35-1:37		<p>On beat 1, M pushes J shoulders to push him to the ground</p> <p>On beats 3 &amp; 4, N kicks J</p> <p>On beats 3 &amp; 4, M and Y switch places</p>
5	1:38-1:40		<p>Position #7</p> <div data-bbox="797 457 1409 856" style="border: 1px solid black; padding: 10px; text-align: center;"> <p>Upstage (back of stage)</p> <p><b>Y</b></p> <p><b>N</b> <b>J</b> <b>M</b></p> <p>Center Stage (CS)</p> <p>Downstage (front of stage)</p> <p style="font-size: small;">Stage Right (SR)      Stage Left (SL)</p> </div> <p>Through all 4 beats, Y, N, and M shove, kick, and mock J</p>
6	1:40-1:42		<p>Through all 4 beats, Y, N, and M continue to shove, kick, and mock J</p>
7	1:42-1:44		<p>On beat 1, Y faces upstage, puts feet together, and puts arms out to sides in fists (making a cross)</p> <p>Through all 4 beats, N and M lift J up and grab his wrists</p>
8	1:44-1:46		<p>On beat 1, N and M put J's arms out, mirroring Y's arms</p>

9	1:46-1:48		<p>Position #8</p>  <p>On beat 1, Y lowers arms Y, N, and M go to position #8</p>
10	1:48-1:50		<p>On beat 1, Y, N, and M do motion 1 (R fist in front of face) On beat 1, J opens R palm, looks at palm, and shows agony on face</p>
11	1:50-1:52		<p>On beat 1, Y, N, and M do motion 2 (kneel on R knee, extend R hand to ground next to body, and look at hand) On beat 1, J opens L palm, looks at palm, and shows agony on face</p>
12	1:52-1:54		<p>On beat 1, Y, N and M do motion 3 (stand up, extend L arm out to side, and look at hand) On beat 1, J jolts body, head up, and shows agony on face</p>



## Scene 6: Joy - Resurrection (1:54-2:12)



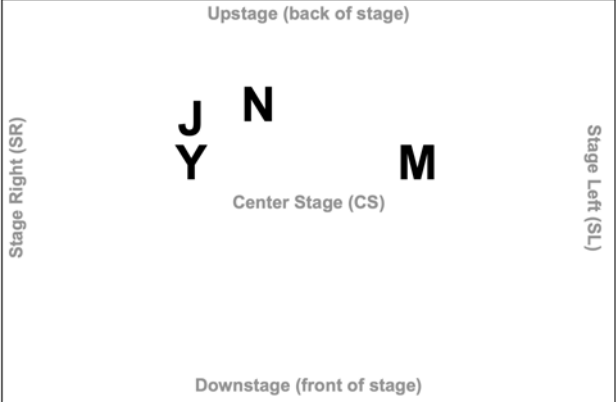
Measure	Timing	Music cues	Choreography
1	1:54-1:56	Singing stops & electric guitar starts with cymbal crash	On beat 1, J drops his head and hangs his hands Through all 4 beats, Y, N, and M look at their extended hand with guilt
2	1:56-1:58		Through all 4 beats, Y, N, and M continue to react to what they have done
3	1:58-2:00		Through all 4 beats, Y, N, and M continue to react to what they have done

4	2:00-2:03		<p>Through all 4 beats, Y, N, and M go into guilt poses</p> <ul style="list-style-type: none"> <li>• M brings R fist to face, and covers R fist with L hand</li> <li>• N kneels on R knee, with L hand on ground, and R hand holding L wrist</li> <li>• Y faces SR, hunches over, holds R fist in front of body, and holds R forearm with L hand</li> </ul>
5	2:03-2:05	beats start	Through all 4 beats, J starts to lowers arms
6	2:05-2:07		Through all 4 beats, J continues to lower arms
7	2:07-2:09		Through all 4 beats, J starts to raise head
8	2:09-2:12		Through all 4 beats, J continues to raise head

## Scene 7: Joy - Acceptance (2:12-2:46)



Measure	Timing	Music cues	Choreography
1	2:12-2:14		Through all 4 beats, J clasps hands and starts to raise them in praise Through all 4 beats, Y, N, and M start to lift heads and straighten up
2	2:14-2:16		Through all 4 beats, J continues to raise hands in praise Through all 4 beats, Y, N, and M continue to lift heads and straighten up
3	2:16-2:18		Through all 4 beats, J opens hands and gesture across the sky Through all 4 beats, Y, N, and M start to turn head to look at J

4	2:18-2:20		<p>Through all 4 beats, J continues to gesture across the sky, bringing arms back down to his side</p> <p>Through all 4 beats, Y, N, and M continue to turn head to look at J</p>
5	2:20-2:22		Through all 4 beats, J extends hand to Y and N
6	2:23-2:25		Through all 4 beats, J extends hand to N and M
7	2:25-2:27		Through all 4 beats, Y, N, and M turn back away from J into their previous position
8	2:27-2:29		<p>Position #9</p>  <p>Through all 4 beats, J walks over to Y, stands upstage of her</p>
9	2:29-2:31	First bell sound	<p>On beat 1, J places his left hand on Y's L shoulder-blade and, with his fist in the same position as Yes, opens his R hand</p> <p>On beat 1, Y also opens her R hand</p> <p>On beats 2-4, J and Y slowly lower R hand</p>

10	2:31-2:33		Through all 4 beats, J and Y continue to lower R hands Through all 4 beats, J moves to face Y On beats 3 & 4, Y looks to Jesus and is in awe; her left hand lowered to her side
11	2:33-2:35		On beat 1, Y drops onto her R knee, looking down, with R arm extended up in praise
12	2:35-2:37		On beats 1 & 2, J takes her R hand with his R hand, and Y looks at him On beats 3 & 4, J lifts Y up by R hand
13	2:37-2:39		Through all 4 beats, J and Y hug
14	2:39-2:41		On beats 3 & 4, Y turns to face SL, gesturing out to M with palm up On beat 4, J walks in front of Y to M
15	2:41-2:43		Through all 4 beats, Y continues to gesture out Through all 4 beats, J continues to walk to M
16	2:44-2:46		Through all 4 beats, Y lowers arm Through all 4 beats, J continues to walk to M

## Scene 8: Joy - Invitation (2:47-3:22)



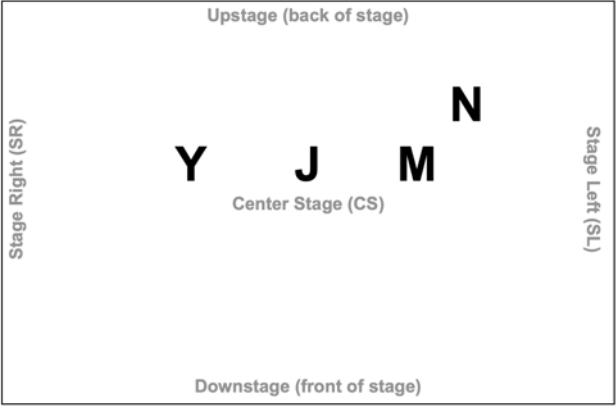
Measure	Timing	Music cues	Choreography
1	2:47-2:49	Bell with drum kit	<p>Position #10</p> <p>On beat 1, J places L hand on M's R shoulder</p> <p>Through all 4 beats, M turns head slightly to J</p> <p>Through all 4 beats, Y starts to raise R arm out to the R, smiling downstage</p>

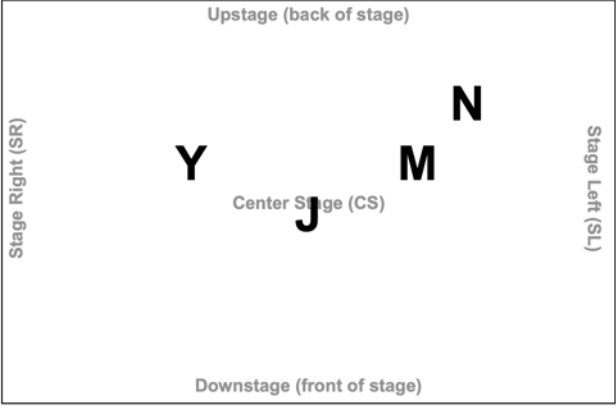
2	2:49-2:51		Through all 4 beats, M turns head more to J Through all 4 beats, Y continues to raise R arm out to the R, smiling downstage
3	2:51-2:53		On beat 1, M turns shoulders to SL and covers face in hands in shame. On beat 1, J's hand comes off M's shoulder Through all 4 beats, Y starts to crouch down facing SL, lowering arms in worship
4	2:53-2:55		Through all 4 beats, J walks to M's L side, while bringing his R arm onto M's R shoulder M looks up at J Through all 4 beats, Y continues to crouch down facing SL, lowering arms in worship
5	2:55-2:57		On beat 1, M shoves L shoulder On beat 1, J's hand is shoved away On beat 3, M shoves R shoulder and takes a stumbling step downstage On beat 4, M takes another stumbling step downstage Through beats 2-4, J is standing behind M watching with concern and gesturing to him Through all 4 beats, Y starts to stand up again, raising arms in worship and smiling upward
6	2:57-2:59		On beat 1, M falls onto hands and knees Through all 4 beats, J moves slightly closer to N upstage Through all 4 beats, Y continues to stand up again, raising arms in worship and smiling upward

7	3:00-3:02		<p>(M repeats hand motions from scene 3)</p> <p>On beat 1, M does motion 1 (goes up on knees and holds R fist in front of face)</p> <p>On beat 3, M does motion 2 (extends R arm to the ground on his R side, with head turned to R side)</p> <p>On beat 1, Y starts to walk in a circle around herself, starting with L foot, and holding L forearm out with palm up</p> <p>On beat 3, Y takes another step in a circle around herself, with R foot, still holding L arm out</p>
8	3:02-3:04		<p>On beat 1, M does motion 3 (extends L arm to SL, with head turned to SL)</p> <p>On beat 3, M repeats motion 1</p> <p>On beat 1, Y takes another step in a circle around herself, with L foot, still holding L arm out</p> <p>On beat 3, Y takes final step with her L foot, bringing feet together and facing downstage, and bringing L arm down</p>
9	3:04-3:06		<p>On beat 1, M puts face in his hands</p> <p>Through beats 2-4, M cries with face in hands</p> <p>On beat 1, Y steps out with R foot to SR to stands legs apart, still facing downstage</p> <p>Through all 4 beats, Y looks SR and starts to raise R arm to SR</p> <p>Through all 4 beats, N and J use L hand to motion across the sky</p>



10	3:06-3:08		<p>On beat 1, N stands up and does motion 1 (R fist in front of face)</p> <p>On beat 3, N does motion 2 (R arm extended to ground on R side of body with head looking at R side)</p> <p>Through all 4 beats, Y continues to look SR and raise R arm</p> <p>Through all 4 beats, M continues to cry with head in hands</p>
11	3:08-10		<p>On beat 1, N does motion 3 (L arm extended out to SL, with head facing SL)</p> <p>On beat 3, N grabs J's collar with L hand and starts to take small steps to SL</p> <p>On beats 3 &amp; 4, J turns body to face SL as N holds onto collar</p> <p>Through all 4 beats, Y begins to crouch down facing downstage and lowering arms in worship</p> <p>Through all 4 beats, M continues to cry with head in hands</p>
12	3:11-3:13		<p>On beats 1 &amp; 2, N and J continue to turn</p> <p>On beat 3, N lets go of J's collar forcibly</p> <p>Through all 4 beats, Y continues to couch down facing downstage and lowering arms in worship</p> <p>Through all 4 beats, M continues to cry with head in hands</p>

13	3:13-3:15		<p>Position 11</p>  <p>Through all 4 beats, N turns to SL and kneels on R knee with hands on ground and head down</p> <p>Through all 4 beats, J walks downstage centre, and gestures to Y</p> <p>Through all 4 beats, Y starts to stand up, raising arms in worship and looking upward</p>
14	3:15-3:17		<p>Through all 4 beats, J continues to walk downstage</p> <p>Through all 4 beats, Y continues to stand up, raising arms in worship and looking upward</p>

15	3:17-3:19		<p>Position 12</p>  <p>Through all 4 beats, J crosses arms and out with palms up as an invitation to audience</p> <p>Through all 4 beats, Y turns body to face SL, while gesturing L forearm out</p>
16	3:19-3:22	Final music sound ("bum")	<p>Through all 4 beats, Y lowers L arm and head</p> <p>Through all 4 beats, J lowers arms</p> <p>Through all 4 beats, M slowly lifts head and lowers arms</p> <p>Immediately after beat 4, J looks at M and extends hand to him</p> <p>Immediately after beat 4, M looks at J</p>